

Anti-Hair Loss Effect of AnaGain™ Nu Orally Applied as a Food Supplement

S-577

Skin Test Institute, c/o Intercosmetica Neuchâtel SA, Gouttes d'Or 30, 2008 Neuchâtel, Switzerland

Sponsor:

Mibelle AG - Biochemistry, 5033 Buchs, Switzerland

Introduction

The anti-hair loss effect of AnaGain™ Nu as a food supplement was analyzed.

The product was taken orally by volunteers once a day at home.

Test product

- Oral intake of approx. 100 mg AnaGain™ Nu per day.

Volunteers

- Number of individuals: 21
- Age: 22 – 63 (mean age 43.9 y)
- Sex: 18 females and 3 males

Volunteers presenting hair loss:

- More than 100 lost hairs daily (mean average 163 lost hairs/day at D0).

Application

- Duration: 2 months
- Frequency: Once a day
- Application of the test product:
Approx. 100 mg AnaGain™ Nu in a drinkable water solution.
Volunteers received a spatula for the powder dosage.

Test parameters

- Lost hair count
- Scalp photographs
- Sensory evaluation questionnaire

Study design

Volunteers were requested to collect their lost hairs in envelopes as follows:

During each hair collection the volunteers had to collect lost hairs on the comb or the brush in the morning.

Volunteers were left free to continue washing their hair during the whole study period according to the usual washing routine. The only restriction was a ban of use of other products against hair loss one month before taking part in the study and during the whole study period.

Hair collection days were defined as follows (only combed hair):

- D0 - 3 + D0 - 2 + D0 - 1, altogether producing the mean baseline hair collection value (→ t0).
- D25 + D26 + D27, altogether producing the mean one-month (D25 – D27) hair collection value (→ t1).
- D53 + D54 + D55, altogether producing the mean two-month (D53 – D55) hair collection value (→ t2).

At each time point (t0 = D0, t1 = D28, t2 = D56), volunteers brought back the 3 hair collection envelopes.

A dermatological assessment was performed visually on the scalp in order to detect any possible intolerance reaction or any scalp or hair issue which would be incompatible with the study continuation.

D0 – D27 (4 weeks)

- 1 product intake daily in the morning by the volunteers (drinkable solution in water).

D28 (1 month)

- Volunteers deliver back the full envelopes.
Photographs and hair count at Skin Test Institute (STI).

D29 – D55 (4 weeks)

- 1 product intake daily in the morning by the volunteers (drinkable solution in water).

D56 (2 months, hair shedding evaluation)

- Volunteers deliver back the full envelopes.
Photographs and hair count at Skin Test Institute (STI).
Sensory evaluation questionnaire.

End of the study.

Methods

- **Lost hair count:** Counting lost hairs, collected by volunteers once a day (in the morning, by combing hair) in envelopes. Collected hair was counted by a trained laboratory technician.
- **Scalp photographs:** Scalp photographs were made at each time point (t0, t1, t2), using a Visioface® device (Courage & Khazaka).
- **Sensory evaluation:** A sensory evaluation questionnaire was filled by all volunteers at t2. The main topic of this questionnaire concerned the satisfaction about the performance of treatment and the hair condition.

Results

Results showed a statistically hair fall reduction at each time point.

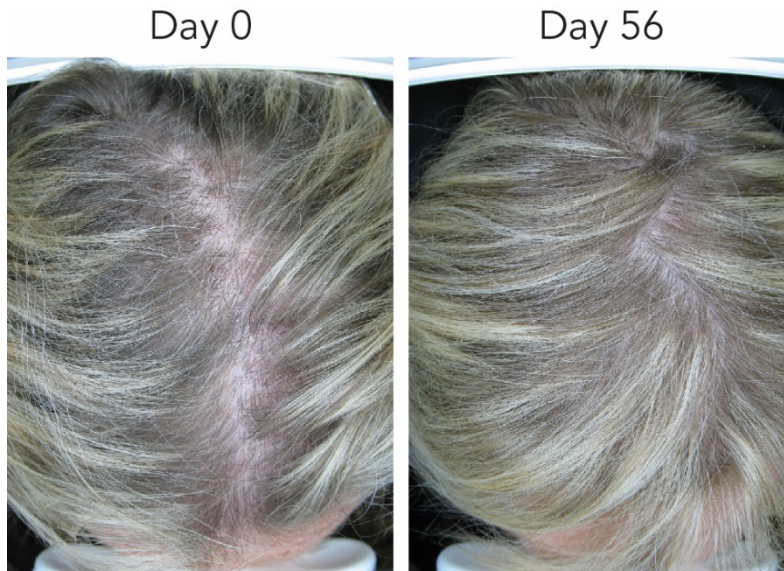
- After 1 month: -33.9 % ($p < 0.0002$ versus t0)
- After 2 months: -37.1 % ($p = 0.0002$ versus t0)

The test product AnaGain™ Nu orally applied has an important efficacy against hair loss after already one month of treatment.

Questionnaire evaluation:

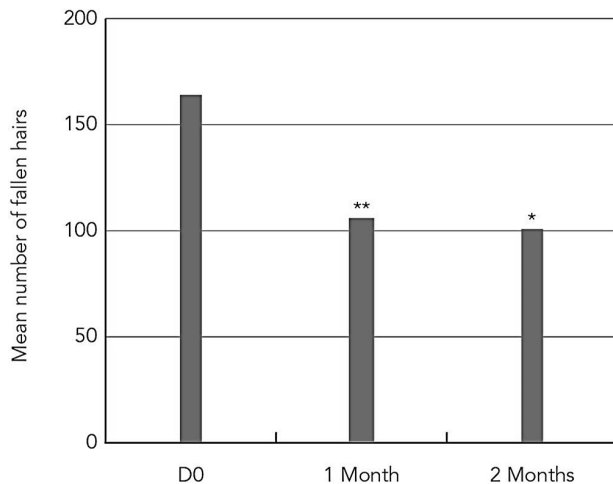
86 % of the volunteers noticed a significant hair loss reduction and 76 % of the volunteers would like to continue performing the treatment with the food supplement.

Pictures after 2 Months of Treatment

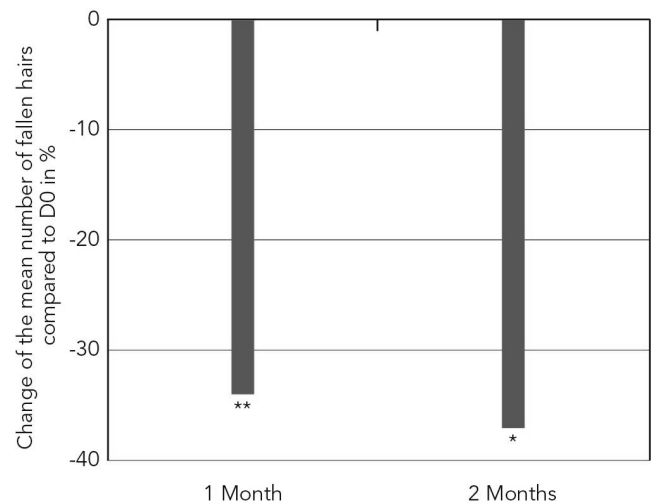


S-577 / © Mibelle Biochemistry

Reduction of Lost Hairs after the Treatment with AnaGain™ Nu as a Food Supplement



* $p=0.0002$ versus initial conditions
** $p<0.0002$ versus initial conditions



* $p=0.0002$ versus initial conditions
** $p<0.0002$ versus initial conditions

Publication

Clinical and *in vitro* data have been published in Phytotherapy Research:

<https://onlinelibrary.wiley.com/doi/10.1002/ptr.6528>